


PUNE INSTITUTE OF COMPUTER TECHNOLOGY
INCOME AND EXPENDITURE ACCOUNT FOR THE YEAR ENDED 31 ST MARCH 2024

EXPENDITURE	SCH	Rupees 2023-24	INCOME	SCH	Rupees 2023-24
Expenses Related to Property	8	36,10,642.00	INCOME FROM MAIN OBJECT		
Depreciation	2	91,76,817.80	Course Fees		29,17,53,107.00
Audit Fees		1,88,800.00	Development Fees		2,44,89,381.00
			Other Fees		86,97,966.00
EXPENDITURE FOR THE OBJECT			INTEREST		
Salaries & Benefits to employees	4	24,65,45,761.00	On Saving Accounts		54,362.10
Honorarium / Fees to Visiting Faculties	5	9,17,446.00			
Administrative & General Expenses	6	5,10,40,360.15	OTHER INCOME		
Financial Charges		77,30,665.34	Other Income		15,54,469.00
Travelling & Conveyance	7	4,00,224.00			
Infrastructure Charges to SCTR		2,50,00,000.00			
Sub Total		34,46,10,716.29			32,65,49,285.10
Surplus/(Deficit) Carried over to Balance Sheet		-1,80,61,431.19			
Total		32,65,49,285.10	Total	TOT	32,65,49,285.10

For Pune Institute of Computer Technology


R. S. Kothavale
Trustee

Date: 28 JUL 2024
Place: Pune



S. M. Sirsikar
Trustee

Date: 28 JUL 2024
Place: Pune



As per our report attached
For HMA & Associates
Chartered Accountants
FRN - 100537W

CA Anand D. Joshi
Partner
M. No. 113805

Date: 28 JUL 2024
Place: Pune

PUNE INSTITUTE OF COMPUTER TECHNOLOGY
AUDITED BALANCE SHEET AS AT 31 ST MARCH 2024


LIABILITIES	SCH.	Rupees 2023-24	ASSETS	SCH.	Rupees 2023-24
OTHER FUND			FIXED ASSETS		
Earmarked fund		1,00,00,000.00	Gross Block	2	28,38,16,574.93
			Less : Depreciation		21,05,33,205.56
			Capital WIP		-
CURRENT LIABILITIES AND PROVISIONS	1				7,32,83,369.37
Bank Overdraft		9,45,68,290.50			
Payable to creditors		10,69,348.00			
Deposits & Funds		2,18,21,559.50			
Grants Received		20,00,573.00	CURRENT ASSETS, LOANS AND ADVANCES	3	
Duties & Taxes		12,180.00	Income receivable		10,09,06,644.35
Provisions		10,63,49,568.00	Cash and Bank Balances		29,80,526.30
Other Current Liability		26,60,003.36	Other Current Assets		1,12,16,739.51
			Loans and Advances		6,61,302.00
INTER-BRANCH BALANCES					
PICT Model School		15,58,76,000.00	INTER-BRANCH BALANCES SCTR		47,77,02,901.42
INCOME & EXPENDITURE ACCOUNT					
Balance as per Last Balance Sheet		29,04,55,391.78			
Less: Transfer to Earmarked Fund		-			
Add (Less) : Surplus (Deficit) as per Income and Expenditure Account		-1,80,61,431.19			
Closing Balance		27,23,93,960.59			
Total		66,67,51,482.95	Total		66,67,51,482.95
					0.00

The above Balance Sheet to the best of our knowledge and belief contains a true account of the funds & liabilities and of the property and assets of the trust.

For Pune Institute of Computer Technology

R. S. Kothavale
Trustee

Date: 28 JUL 2024
Place: Pune



S. M. Sirsikar
Trustee

Date: 28 JUL 2024
Place: Pune




As per our report on even date
For HMA & Associates
Chartered Accountants
FRN - 100537W

CA Anand D. Joshi
Partner
M. No. 113805

Date: 28 JUL 2024
Place: Pune

**PUNE INSTITUTE OF COMPUTER TECHNOLOGY
SCHEDULES FOR THE YEAR ENDED 31ST MARCH 2024**

<u>SCHEDULE - 1</u>		31st Mar. 2024
<u>CURRENT LIABILITIES & PROVISIONS</u>		Amount Rs.
A) CURRENT LIABILITIES		
1 Bank Overdraft		
Janta Sahakari Bank		9,45,68,290.50
		9,45,68,290.50
2 Payable to creditors		
Other creditors		10,69,348.00
		10,69,348.00
2 Deposits & Funds		
Prize Funds		
Chordia Prize Fund		7,000.00
I.E.T. Prize Fund (Jal Khara Prize)		1,00,000.00
		41,875.00
Security Deposits		2,16,72,684.50
Caution Money		2,18,21,559.50
3 Grants Received		
		20,00,573.00
4 Duties & Taxes		
Tax Deducted at Source		12,180.00
		12,180.00
5 Other Current Liability		
IEEE WIE Scholarship		2,00,000.00
Refundable Deposit		1,80,000.00
Payable for College Events & Exam Fees		22,80,003.36
		26,60,003.36
Sub-Total (A)		12,21,31,954.36
B) PROVISIONS		
Provision for Gratuity		10,63,42,654.00
Provision for Salaries		6,914.00
Sub-Total (B)		10,63,49,568.00
		22,84,81,522.36
Notes:		
1 Payable for college events' includes amount received from students in advance where respective events are held in the subsequent year.		






PUNE INSTITUTE OF COMPUTER TECHNOLOGY
SCHEDULES FOR THE YEAR ENDED 31ST MARCH 2024

Particulars	Gross Block at cost				Rate of Depreciation	Depreciation			NET BLOCK		
	As on	Additions	Deductions	Total as on		Upto	For the year	Transfer from deduction	Total Upto	As on	As on
	01-04-2023			31-03-2024		01-04-2023			31-03-2024	31-03-2023	31-03-2024
Building											
Building - FE Bldg. (F & F1 Block)	3,24,47,617.00	-	-	3,24,47,617.00	10%	1,54,81,514.80	16,96,610.00	-	1,71,78,124.80	1,69,66,102.20	1,52,69,492.20
Buldg. - E & TC 3rd & 4th Floor	2,03,54,429.50	-	-	2,03,54,429.50	10%	1,59,20,388.40	4,43,404.00	-	1,63,63,792.40	44,34,041.10	39,90,637.10
Buldg. - Library - 1st & 2nd Floor	67,11,644.00	-	-	67,11,644.00	10%	52,59,651.60	1,45,199.00	-	54,04,850.60	14,51,992.40	13,06,793.40
Buldg. - Library - 3rd & 4th Floor	60,47,465.50	-	-	60,47,465.50	10%	45,01,878.40	1,54,559.00	-	46,56,437.40	15,45,587.10	13,91,028.10
Electrical Installation	87,25,033.00	-	-	87,25,033.00	10%	58,12,192.00	2,91,284.00	-	61,03,476.00	29,12,841.00	26,21,557.00
Elevator (Lift) - Comp Wing	10,35,166.00	-	-	10,35,166.00	10%	6,68,867.70	36,630.00	-	7,05,497.70	3,66,298.30	3,29,668.30
Elevator (Lift) - E & TC Wing	16,02,561.00	-	-	16,02,561.00	10%	10,55,165.80	54,740.00	-	11,09,905.80	5,47,395.20	4,92,655.20
Elevator (Lift) FE Bldg	12,03,401.00	-	-	12,03,401.00	10%	6,27,818.90	57,558.00	-	6,85,376.90	5,75,582.10	5,18,024.10
Liabrary Set Up - Civil Work	28,80,574.90	-	-	28,80,574.90	10%	27,80,034.80	10,054.00	-	27,90,088.80	1,00,540.10	90,486.10
Rain Water Harvesting System	93,431.00	-	-	93,431.00	10%	76,201.90	1,723.00	-	77,924.90	17,229.10	15,506.10
Solarsystem (QIP)	2,71,104.00	-	-	2,71,104.00	10%	2,71,104.00	-	-	2,71,104.00	-	-
Vermiculture Unit	37,312.00	-	-	37,312.00	10%	21,614.50	1,570.00	-	23,184.50	15,697.50	14,127.50
Water Tank	4,18,393.00	-	-	4,18,393.00	10%	2,19,859.20	19,853.00	-	2,39,712.20	1,98,533.80	1,78,680.80
Vehicles											
Car - Maruti CIAZ	18,93,114.00	-	-	18,93,114.00	15%	12,93,812.25	89,895.00	-	13,83,707.25	5,99,301.75	5,09,406.75
CAR- CIAZ SMART HYBRID ZETA 1.5L 5M	11,51,054.00	-	-	11,51,054.00	15%	28,777.00	1,68,342.00	-	1,97,119.00	11,22,277.00	9,53,935.00
Books											
Books	96,54,015.87	20,076.45	-	96,74,092.32	40%	94,44,587.33	87,327.00	-	95,31,914.33	2,09,428.54	1,42,177.99
Books - ME	5,20,875.00	-	-	5,20,875.00	40%	5,07,669.60	5,282.00	-	5,12,951.60	13,205.40	7,923.40
PICT - Book Bank Scheme	5,618.00	-	-	5,618.00	40%	4,606.33	405.00	-	5,011.33	1,011.67	606.67
Computer & Software											
Compu Lab - NVIDIA CARD	5,000.00	-	-	5,000.00	100%	5,000.00	-	-	5,000.00	-	-
Computers- Common	4,71,377.00	-	-	4,71,377.00	40%	4,25,149.80	18,491.00	-	4,43,640.80	46,227.20	27,736.20
Software - Computer	-	80,393.00	-	80,393.00	40%	-	18,758.00	-	18,758.00	-	61,635.00
Software - E&TC Dept.	31,07,740.00	10,24,393.00	-	41,32,133.00	40%	28,12,234.60	3,88,693.00	-	32,00,927.60	2,95,505.40	9,31,205.40
Software - IT	-	53,596.00	-	53,596.00	40%	-	12,506.00	-	12,506.00	-	41,090.00
Software Lab	66,89,982.43	2,62,550.00	-	69,52,532.43	40%	64,17,783.83	1,78,696.00	-	65,96,479.83	2,72,198.60	3,56,052.60
Software- ME (E&TC)	3,40,000.00	-	-	3,40,000.00	40%	3,34,360.00	2,256.00	-	3,36,616.00	5,640.00	3,384.00
Software - R & D	1,12,100.00	-	-	1,12,100.00	40%	1,06,579.20	2,208.00	-	1,08,787.20	5,520.80	3,312.80
Computer (QIP)	61,600.33	-	-	61,600.33	40%	61,600.33	-	-	61,600.33	-	-
Equipments											
Equipment - Applied Science Dept.											
Electrical Dept.	11,73,210.00	-	-	11,73,210.00	15%	11,72,209.55	150.00	-	11,72,359.55	1,000.45	850.45
Applied Machines Lab-	81,461.80	-	-	81,461.80	15%	81,436.85	24.95	-	81,461.80	24.95	-
Applied Science Dept.	38,68,413.25	1,17,662.00	-	39,86,075.25	15%	31,37,700.75	1,10,713.00	-	32,48,413.75	7,30,712.50	7,37,661.50
Chemistry Lab	1,83,341.00	-	-	1,83,341.00	15%	1,83,151.60	28.00	-	1,83,179.60	189.40	161.40
Civil Engineering Lab	2,57,301.69	-	-	2,57,301.69	15%	2,54,288.64	452.00	-	2,54,740.64	3,013.05	2,561.05
Mechanical Lab	81,838.00	-	-	81,838.00	15%	80,641.65	179.00	-	80,820.65	1,196.35	1,017.35
Physics Lab	2,37,814.35	-	-	2,37,814.35	15%	2,37,177.35	96.00	-	2,37,273.35	637.00	541.00
Work Shop	4,53,705.00	-	-	4,53,705.00	15%	3,82,999.20	10,606.00	-	3,93,605.20	70,705.80	60,099.80



Handwritten signature



PUNE INSTITUTE OF COMPUTER TECHNOLOGY
SCHEDULES FOR THE YEAR ENDED 31ST MARCH 2024


Particulars	Gross Block at cost				Rate of Depreciation	Depreciation			NET BLOCK		
	As on	Additions	Deductions	Total as on		Upto	For the year	Transfer from deduction	Total Upto	As on	As on
	01-04-2023			31-03-2024		01-04-2023			31-03-2024	31-03-2023	31-03-2024
Equipment - Computer Dept.											
Computer Lab	2,06,55,040.60	57,02,992.00		2,63,58,032.60	15%	1,76,79,395.99	7,27,534.00	-	1,84,06,929.99	29,75,644.61	79,51,102.61
Me (Comp) Dept.	14,88,388.00			14,88,388.00	15%	14,70,113.35	2,741.00		14,72,854.35	18,274.65	15,533.65
Mobile (Comp. Lab)	10,000.00			10,000.00	15%	8,245.85	263.00		8,508.85	1,754.15	1,491.15
Equipment - E&TC Dept.											
Cad-Cam Lab Equipment	76,667.60			76,667.60	15%	76,662.10	5.50		76,667.60	5.50	-
Communication Lab	4,15,738.00			4,15,738.00	15%	4,15,402.45	50.00		4,15,452.45	335.55	285.55
Electronics Lab	19,01,063.65			19,01,063.65	15%	19,01,049.55	14.10		19,01,063.65	14.10	-
E & T. C - Equipments	2,97,59,356.70	20,82,480.00		3,18,41,836.70	15%	2,72,74,639.76	4,71,686.00		2,77,46,325.76	24,84,716.94	40,95,510.94
Instrumentation	8,74,121.05			8,74,121.05	15%	8,74,076.80	44.25		8,74,121.05	44.25	-
Me - (E & Tc) Dept.	7,25,194.00			7,25,194.00	15%	6,96,238.65	4,343.00		7,00,581.65	28,955.35	24,612.35
Microprocessor Lab	1,34,729.00			1,34,729.00	15%	1,34,719.00	10.00		1,34,729.00	10.00	-
Equipment - I.T. Dept.											
I. T. Department	1,94,80,681.00	2,61,003.00		1,97,41,684.00	15%	1,24,52,884.10	10,58,586.00		1,35,11,470.10	70,27,796.90	62,30,213.90
Me - It Dept.	15,99,153.00			15,99,153.00	15%	15,92,747.34	961.00		15,93,708.34	6,405.66	5,444.66
Equipment - Accounts, Admin & Other											
Accounts Equipment	1,89,280.00			1,89,280.00	15%	83,570.55	15,856.00		99,426.55	1,05,709.45	89,853.45
A.C Plant & Machines	1,56,004.00			1,56,004.00	15%	1,48,538.45	1,120.00		1,49,658.45	7,465.55	6,345.55
Audio Video Conferencing System	2,78,598.00			2,78,598.00	15%	1,33,167.70	21,815.00		1,54,982.70	1,45,430.30	1,23,615.30
Card Swip Machine	8,000.00			8,000.00	15%	6,162.00	276.00		6,438.00	1,838.00	1,562.00
Electric Fans	36,750.56			36,750.56	15%	36,244.76	76.00		36,320.76	505.80	429.80
EPABX System	3,45,800.00			3,45,800.00	15%	3,45,662.45	21.00		3,45,683.45	137.55	116.55
Mobile (A/c Dept) - 7262936309	5,379.00			5,379.00	15%	3,806.80	236.00		4,042.80	1,572.20	1,336.20
Mobile (Purchase Dept)-9763759843	29,000.00			29,000.00	15%	4,350.00	3,698.00		8,048.00	24,650.00	20,952.00
Office Equipment	14,42,998.00	68,468.00		15,11,466.00	15%	11,06,804.75	57,859.00		11,64,663.75	3,36,193.25	3,46,802.25
Other Equipments (Common)	21,69,666.00			21,69,666.00	15%	15,06,903.05	99,414.00		16,06,317.05	6,62,762.95	5,63,348.95
Sanitary Vending Machine	96,433.00			96,433.00	15%	70,114.00	3,948.00		74,062.00	26,319.00	22,371.00
Telephone Equipment (I Pad)	14,016.00			14,016.00	15%	13,594.05	63.00		13,657.05	421.95	358.95
Telephone Equip. Mobile-9923446356 (Principa	39,340.00			39,340.00	15%	34,577.60	714.00		35,291.60	4,762.40	4,048.40
Vending Machine (Tea & Coffee)	39,416.00			39,416.00	15%	33,404.40	902.00		34,306.40	6,011.60	5,109.60
Video Conferencing System	22,48,703.00			22,48,703.00	15%	19,18,978.35	49,459.00		19,68,437.35	3,29,724.65	2,80,265.65
Water - Heater	5,390.00			5,390.00	15%	5,334.75	8.00		5,342.75	55.25	47.25
Xerox Machine	4,08,900.00			4,08,900.00	15%	2,52,773.50	23,419.00		2,76,192.50	1,56,126.50	1,32,707.50
Equipment - Common											
Anti Covid 19 System	38,378.00			38,378.00	15%	10,997.00	4,107.00		15,104.00	27,381.00	23,274.00
Attendance System- Face Recognition	70,000.00			70,000.00	15%	25,371.50	6,640.00		32,371.50	44,268.50	37,628.50
Camera Set-Up (Studio)	59,050.00			59,050.00	15%	48,323.35	1,609.00		49,932.35	10,726.65	9,117.65
CC TV Systems	13,79,852.00			13,79,852.00	15%	10,29,213.79	52,596.00		10,81,809.79	3,50,638.21	2,98,042.21
Equipments -Training & Placement	64,889.80	96,170.00		1,61,059.80	15%	64,878.95	2.00		64,880.95	10.85	96,178.85
Equipments - Impetus & Concepts		39,412.00		39,412.00	15%		5,419.00				33,993.00
Fire Fighting System	2,46,044.00			2,46,044.00	15%	2,08,338.65	5,656.00		2,13,994.65	37,705.35	32,049.35
Fire Hydrant System	5,07,130.00			5,07,130.00	15%	4,99,719.40	1,112.00		5,00,831.40	7,410.60	6,298.60
Generator Set	19,70,778.60			19,70,778.60	15%	19,55,517.15	2,289.00		19,57,806.15	15,261.45	12,972.45
Over Head Projector	9,52,010.00			9,52,010.00	15%	6,65,987.50	42,903.00		7,08,890.50	2,86,022.50	2,43,119.50
P. A. System	60,250.00			60,250.00	15%	59,739.70	77.00		59,816.70	510.30	433.30
T. V. Set	2,79,808.00			2,79,808.00	15%	2,65,610.55	2,130.00		2,67,740.55	14,197.45	12,067.45
U. P. S	39,26,003.00			39,26,003.00	15%	34,56,903.65	70,365.00		35,27,268.65	4,69,099.35	3,98,734.35
Washing Machine	26,490.00			26,490.00	15%	26,218.85	41.00		26,259.85	271.15	230.15
Water Cooler	2,49,663.00			2,49,663.00	15%	2,22,776.90	4,033.00		2,26,809.90	26,886.10	22,853.10
Water Purifier	36,800.00			36,800.00	15%	31,874.40	739.00		32,613.40	4,925.60	4,186.60
Equipment - Common Facility	15,95,847.00	29,07,072.00		45,02,919.00	15%	2,59,109.00	2,00,511.00		4,59,620.00	13,36,738.00	40,43,299.00
Equipment - Medical equipment											

[Handwritten Signature]




PUNE INSTITUTE OF COMPUTER TECHNOLOGY
SCHEDULES FOR THE YEAR ENDED 31ST MARCH 2024

Particulars	Gross Block at cost				Rate of Depreciation	Depreciation			NET BLOCK		
	As on	Additions	Deductions	Total as on		Upto	For the year	Transfer from deduction	Total Upto	As on	As on
	01-04-2023			31-03-2024		01-04-2023			31-03-2024	31-03-2023	31-03-2024
Equipment-Medical Equipment	1,27,776.00			1,27,776.00	15%	30,609.00	14,575.00		45,184.00	97,167.00	82,592.00
Equipment - Cultural Activity	-			-							
Equipment - Cultural Activity	11,83,817.00	17,500.00		12,01,317.00	15%	9,68,623.10	34,685.00		10,03,308.10	2,15,193.90	1,98,008.90
Equipment - Library	-			-							
Equipment - Library	2,71,777.00	1,19,711.00		3,91,488.00	15%	2,37,557.05	13,545.00		2,51,102.05	34,219.95	1,40,385.95
Equipment - Network											
Internet Lab Equipments	69,016.00	7,21,570.00		7,90,586.00	15%	68,890.15	19.00		68,909.15	125.85	7,21,676.85
Network Systems	57,11,478.00			57,11,478.00	15%	54,67,381.25	36,615.00		55,03,996.25	2,44,096.75	2,07,481.75
Equipment - R & D	-			-							
Comp. Research Centre - Equipment	4,83,000.00			4,83,000.00	15%	4,67,670.90	2,299.00		4,69,969.90	15,329.10	13,030.10
E & Tc Research Centre- Equipment	2,41,500.00			2,41,500.00	15%	2,33,835.45	1,150.00		2,34,985.45	7,664.55	6,514.55
R & D Lab Equipments	78,79,068.54			78,79,068.54	15%	31,67,758.54	7,06,697.00		38,74,455.54	47,11,310.00	40,04,613.00
Equipment - Sports	-			-							
Equipment Sports	1,46,589.00			1,46,589.00	15%	94,447.05	7,821.00		1,02,268.05	52,141.95	44,320.95
Gymnasium Equipment	6,28,380.00			6,28,380.00	15%	6,11,288.30	2,564.00		6,13,852.30	17,091.70	14,527.70
Recivable From SPPU - Sports QIP	1,27,086.00			1,27,086.00	15%	53,916.88	10,975.00		64,891.88	73,169.13	62,194.13
Furniture & Fixtures	-			-							
Furniture Training Block	4,50,97,545.76			4,50,97,545.76	10%	3,11,75,249.79	13,92,230.00		3,25,67,479.79	1,39,22,295.97	1,25,30,065.97
TOTAL	27,02,41,526.48	1,35,75,048.45	-	28,38,16,574.93		20,13,56,387.76	91,76,817.80	-	21,05,33,205.56	6,88,85,138.72	7,32,83,369.37
Previous Year	25,67,02,678.49	1,35,45,559.99	6,712.00	27,02,41,526.48		19,29,41,112.76	84,15,275.00	-	20,13,56,387.76	6,37,61,565.73	6,88,85,138.72



**PUNE INSTITUTE OF COMPUTER TECHNOLOGY
SCHEDULES FOR THE YEAR ENDED 31ST MARCH 2024**


SCHEDULE - 3		31st Mar. 2024
CURRENT ASSETS, LOANS & ADVANCES		Amount Rs.
A] CURRENT ASSETS		
1 Income Receivable		
Receivables for Students		10,09,06,644.35
		10,09,06,644.35
2 Cash & Bank Balances		
a) Cash-in-hand		-
b) With Scheduled Banks		
i) In Current Accounts (Including cheques in hand)		
Bank of India		12,75,647.30
Bank of Maharashtra		12,877.30
Janata Sahakari Bank		16,08,852.29
HDFC Bank		83,149.41
		29,80,526.30
3 Other Current Assets		
Advance to creditors		12,73,588.00
Prepaid Expenses		11,52,142.51
Prepaid Insurance		45,009.00
Society for Education Training & Research		86,76,000.00
Other Receivables		70,000.00
		1,12,16,739.51
	Sub-Total (A)	11,51,03,910.16
B] LOANS & ADVANCES		
Unsecured, considered good, recoverable in cash or in kind for value to be received		
1 Deposits		
Deposit -Back Wages (High Court)		4,84,025.00
Other Security Deposits		1,77,277.00
		6,61,302.00
	Sub-Total (B)	6,61,302.00
		11,57,65,212.16




[Handwritten Signature]

**PUNE INSTITUTE OF COMPUTER TECHNOLOGY
SCHEDULES FOR THE YEAR ENDED 31ST MARCH 2024**

<p><u>SCHEDULE - 4</u> <u>SALARIES & BENEFITS TO EMPLOYEES</u></p> <p>1 Salaries to Teaching Staff 2 Salaries to Non Teaching Staff 3 Gratuity Expenses 4 Employer's Contribution to Provident Funds 5 Staff Welfare Expenses 6 Admin Charges & EDLI Charges 7 Salary Supporting Staff</p>	<p align="right">31st Mar. 2024 Amount Rs.</p> <p align="right">19,71,96,247.00 3,39,32,540.00 91,02,198.00 48,46,714.00 8,88,970.00 4,11,092.00 1,68,000.00</p> <hr/> <p align="right">24,65,45,761.00</p>
<p><u>SCHEDULE - 5</u> <u>HONARARIUM/ FEES TO VISITING FACULTIES</u></p> <p>1 Honararium 2 Fees to Visiting Faculties</p>	<p align="right">31st Mar. 2024 Amount Rs.</p> <p align="right">2,22,522.00 6,94,924.00</p> <hr/> <p align="right">9,17,446.00</p>
<p><u>SCHEDULE - 6</u> <u>ADMINISTRATIVE & GENERAL EXPENSES</u></p> <p>1) Administrative Expenses</p> <p>a Advertisement Expenses b Communication Expenses c Electricity Charges d Internet Charges e Legal & Professional Expenses f Library Expenses g Printing & Stationary h Processing Fees - Admissions & F.R.A. i Rent j Repairs & Maintenance k Security & Housekeeping Charges l Other Administrative Expenses</p> <p>2) Student Related Expenses</p> <p>a Alumni Expenses b Automobile Club (E- Kart) c Exam Expenses d Pro-rata Expenses paid to University e Placement Activities f Practical Expenses- Industrial Visit g Project Expenses - Students h Sports Expenses i Student's Award j Students Cultural Activity k Students Training Programme m Student Welfare n Patent Registration o Seminar & Workshop p Welcome Address FE</p>	<p align="right">31st Mar. 2024 Amount Rs.</p> <p align="right">1,73,964.00 1,17,439.41 53,51,510.00 20,23,187.00 25,67,144.00 7,29,249.00 7,07,033.00 59,20,810.20 9,14,600.00 1,01,00,037.56 1,38,99,000.00 21,96,514.00</p> <p align="right">1,16,314.00 95,657.00 6,74,435.00 12,07,903.00 2,80,708.00 70,555.00 6,68,835.98 4,85,776.00 8,000.00 9,74,020.00 4,68,300.00 6,11,667.00 68,450.00 1,11,424.00 4,97,827.00</p> <hr/> <p align="right">5,10,40,360.15</p>




[Handwritten Signature]



PUNE INSTITUTE OF COMPUTER TECHNOLOGY
SCHEDULES FOR THE YEAR ENDED 31ST MARCH 2024

SCHEDULE - 7 TRAVELLING & CONVEYANCE 1 Local Conveyance	31st Mar. 2024 Amount Rs. 4,00,224.00 4,00,224.00
SCHEDULE - 8 EXPENSES RELATED TO PROPERTY 1 Property Insurance 2 PMC Tax	31st Mar. 2024 Amount Rs. 1,00,873.00 35,09,769.00 36,10,642.00




[Handwritten signature]



SOCIETY FOR COMPUTER TECHNOLOGY & RESEARCH'S
PUNE INSTITUTE OF COMPUTER TECHNOLOGY
INCOME AND EXPENDITURE ACCOUNT FOR THE YEAR ENDED 31 ST MARCH 2023

EXPENDITURE	SCH	Rupees 2022-23	INCOME	SCH	Rupees 2022-23
Salaries & Benefits to employees	4	26,51,24,287.00	Engineering College Fees		
Honorarium / Fees to Visiting Faculties	5	1,85,154.00	- Tuition Fees		28,94,36,552.00
Audit Fees		1,62,500.00	- Development Fees		2,19,95,085.00
Administrative & General Expenses	6	3,75,08,750.17	- Other Fees		43,71,662.00
Travelling & Conveyance	7	3,92,076.00	Micellaneous Income		
Expenses Related to Property	8	30,37,429.00	- Reimbursement of expenses	9	41,00,668.37
Depreciation	2	84,15,275.00	- Other Income		52,99,294.87
Financial Charges		32,53,603.15	Interest		
Reimbursable Expenses	9	41,00,668.37	- On Bank Fixed Deposits		58,84,049.70
Infrastructure Charges to SCTR		2,50,00,000.00	- On Saving Accounts		3,79,953.00
Sub Total		34,71,79,742.69			33,14,67,264.94
Gross Surplus /(Deficit) for the year		-1,57,12,477.75			
Less: Transfer to earmarked fund		-1,57,12,477.75			
Surplus/(Deficit) Carried over to Balance Sheet		-1,57,12,477.75			
Total		33,14,67,264.94	Total	TOTAL	33,14,67,264.94
					0.00

For Pune Institute of Computer Technology



R. S. Kothavale
Trustee



Date : **9 AUG 2023**
Place: Pune



S. M. Sirsikar
Trustee

Date : **29 AUG 2023**
Place: Pune



As per our report attached
For HMA & Associates
Chartered Accountants
FRN - 100537W


CA Gauri Nigudkar
Partner
M. No. 154726


Date : **29 AUG 2023**
Place: Pune


SOCIETY FOR COMPUTER TECHNOLOGY & RESEARCH'S
PUNE INSTITUTE OF COMPUTER TECHNOLOGY
AUDITED BALANCE SHEET AS AT 31 ST MARCH 2023

LIABILITIES	SCH.	Rupees 2022-23	ASSETS	SCH.	Rupees 2022-23
OTHER FUND			FIXED ASSETS		
Earmarked fund		1,00,00,000.00	Gross Block	2	27,02,41,526.48
			Less : Depreciation		20,13,56,387.76
			Capital WIP		-
CURRENT LIABILITIES AND PROVISIONS	1				6,88,85,138.72
Bank Overdraft		22,08,35,131.74			
Payable to Creditors		45,77,366.61			
Deposits & Funds		1,48,875.00	CURRENT ASSETS, LOANS AND ADVANCES	3	
Grants Received		21,36,756.00	Income receivable		13,42,55,441.00
Duties & Taxes		23,813.00	Cash and Bank Balances		34,72,517.72
Provisions		9,74,63,594.00	Other Current Assets		41,41,511.12
			Loans and Advances		6,61,302.00
INCOME & EXPENDITURE ACCOUNT			INTER-BRANCH BALANCES		
Balance as per Last Balance Sheet		30,61,67,869.53	SCTR		50,96,71,017.57
Add (Less) : Surplus (Deficit) as per Income and Expenditure Account		-1,57,12,477.75			
Closing Balance		29,04,55,391.78			
INTER-BRANCH BALANCES					
PICT Model School		9,54,46,000.00			
Total		72,10,86,928.13	Total		72,10,86,928.13
					0.00

The above Balance Sheet to the best of our knowledge and belief contains a true account of the funds & liabilities and of the property and assets of the trust.

For Pune Institute of Computer Technology


R. S. Kothavale
Trustee




S. M. Sirsikar
Trustee


Date : **29 AUG 2023**
Place: Pune

Date : **29 AUG 2023**
Place: Pune

As per our report on even date

For HMA & Associates
Chartered Accountants
FRN - 100537W





CA Gauri Nigudkar
Partner
M. No. 154726

Date : **29 AUG 2023**
Place: Pune

**PUNE INSTITUTE OF COMPUTER TECHNOLOGY
SCHEDULES FOR THE YEAR ENDED 31ST MARCH 2023**

<u>SCHEDULE - 1</u>		31st Mar. 2023
<u>CURRENT LIABILITIES & PROVISIONS</u>		Amount Rs.
A) CURRENT LIABILITIES		
1 Bank Overdraft		
Bank Of India CC		6,63,46,008.77
Janta Sahakari Bank CC		15,44,89,122.97
		22,08,35,131.74
2 Payable to Creditors		
Other Creditors		11,75,855.00
Payable for College Events		34,01,511.61
		45,77,366.61
3 Deposits & Funds		
Prize Funds		
Chordia Prize Fund		7,000.00
I.E.T. Prize Fund (Jal Khara Prize)		1,00,000.00
		41,875.00
		1,48,875.00
4 Grants Received		
		21,36,756.00
5 Duties & Taxes		
Tax Deducted at Source		23,813.00
		23,813.00
	Sub-Total (A)	22,76,98,129.35
B) PROVISIONS		
Provision for Expenses		1,62,500.00
Provision for Gratuity		9,72,40,456.00
Provision for Salaries		60,638.00
	Sub-Total (B)	9,74,63,594.00
		32,51,61,723.35
Notes:		
1 Payable for college events' includes amount received from students in advance where respective events are held in the subsequent year.		




(Handwritten Signature)

(Handwritten Signature)

PUNE INSTITUTE OF COMPUTER TECHNOLOGY
SCHEDULES FOR THE YEAR ENDED 31ST MARCH 2023

Particulars	Gross Block at cost				Rate of Depreciation	Depreciation			NET BLOCK		
	As on	Additions	Deductions	Total as on		Upto	For the year	Transfer from deduction	Total Upto	As on	As on
	01-04-2022			31-03-2023		01-04-2022			31-03-2023	31-03-2022	31-03-2023
Building											
Building - FE Bldg (F & F1 Block)	3,24,47,617.00	-	-	3,24,47,617.00	10%	1,35,96,392.80	18,85,122.00	-	1,54,81,514.80	1,88,51,224.20	1,69,66,102.20
Bldg - E & TC 3rd & 4th Floor	2,03,54,429.50	-	-	2,03,54,429.50	10%	1,54,27,717.40	4,92,671.00	-	1,59,20,388.40	49,26,712.10	44,34,041.10
Bldg - Library - 1st & 2nd Floor	67,11,644.00	-	-	67,11,644.00	10%	50,98,318.60	1,61,333.00	-	52,59,651.60	16,13,325.40	14,51,992.40
Bldg - Library - 3rd & 4th Floor	60,47,465.50	-	-	60,47,465.50	10%	43,30,146.40	1,71,732.00	-	45,01,878.40	17,17,319.10	15,45,587.10
Electrical Installation	87,25,033.00	-	-	87,25,033.00	10%	54,88,543.00	3,23,649.00	-	58,12,192.00	32,36,490.00	29,12,841.00
Elevator (Lift) - Comp Wing	10,35,166.00	-	-	10,35,166.00	10%	6,28,167.70	40,700.00	-	6,68,867.70	4,06,998.30	3,66,298.30
Elevator (Lift) - E & TC Wing	16,02,561.00	-	-	16,02,561.00	10%	9,94,343.80	60,822.00	-	10,55,165.80	6,08,217.20	5,47,395.20
Elevator (Lift) FE Bldg	12,03,401.00	-	-	12,03,401.00	10%	5,63,864.90	63,954.00	-	6,27,818.90	6,39,536.10	5,75,582.10
Liabrary Set Up - Civil Work	28,80,574.90	-	-	28,80,574.90	10%	27,68,863.80	11,171.00	-	27,80,034.80	1,11,711.10	1,00,540.10
Rain Water Harvesting System	93,431.00	-	-	93,431.00	10%	74,287.90	1,914.00	-	76,201.90	19,143.10	17,229.10
Solarsystem (QIP)	2,71,104.00	-	-	2,71,104.00	10%	2,71,104.00	-	-	2,71,104.00	-	-
Vermiculture Unit	37,312.00	-	-	37,312.00	10%	19,870.50	1,744.00	-	21,614.50	17,441.50	15,697.50
Water Tank	4,18,393.00	-	-	4,18,393.00	10%	1,97,800.20	22,059.00	-	2,19,859.20	2,20,592.80	1,98,533.80
Vehicles											
Car - Maruti CIAZ	18,93,114.00	-	-	18,93,114.00	15%	11,88,053.25	1,05,759.00	-	12,93,812.25	7,05,060.75	5,99,301.75
CAR- CIAZ SMART HYBRID ZETA 1.5L 5MT	-	11,51,054.00	-	11,51,054.00	15%	-	28,777.00	-	28,777.00	-	11,22,277.00
Books											
Books	96,03,366.88	57,360.99	6,712.00	96,54,015.87	40%	93,27,963.33	1,16,624.00	-	94,44,587.33	2,75,403.55	2,09,428.54
Books - ME	5,20,875.00	-	-	5,20,875.00	40%	4,98,866.60	8,803.00	-	5,07,669.60	22,008.40	13,205.40
PICT - Book Bank Scheme	5,618.00	-	-	5,618.00	40%	3,932.33	674.00	-	4,606.33	1,685.67	1,011.67
Computer & Software											
Compu Lab - NVIDIA CARD	5,000.00	-	-	5,000.00	100%	5,000.00	-	-	5,000.00	-	-
Computers- Common	4,71,377.00	-	-	4,71,377.00	40%	3,94,331.80	30,818.00	-	4,25,149.80	77,045.20	46,227.20
Software - E&TC Dept.	29,24,545.00	1,83,195.00	-	31,07,740.00	40%	27,17,005.60	95,229.00	-	28,12,234.60	2,07,539.40	2,95,505.40
Software Lab	66,80,790.43	9,192.00	-	66,89,982.43	40%	62,42,445.83	1,75,338.00	-	64,17,783.83	4,38,344.60	2,72,198.60
Software- ME (E&TC)	3,40,000.00	-	-	3,40,000.00	40%	3,30,600.00	3,760.00	-	3,34,360.00	9,400.00	5,640.00
Software - R & D	1,12,100.00	-	-	1,12,100.00	40%	1,02,899.20	3,680.00	-	1,06,579.20	9,200.80	5,520.80
Receivable From SPPU- Computer (QIP)	61,600.33	-	-	61,600.33	40%	61,600.33	-	-	61,600.33	-	-
Equipments											
Equipment - Applied Science Dept.											
Electrical Dept.	11,73,210.00	-	-	11,73,210.00	15%	11,72,032.55	177.00	-	11,72,209.55	1,177.45	1,000.45
Applied Machines Lab-	81,461.80	-	-	81,461.80	15%	81,432.85	4.00	-	81,436.85	28.95	24.95
Applied Science Dept.	34,28,775.25	4,39,638.00	-	38,68,413.25	15%	30,77,942.75	59,758.00	-	31,37,700.75	3,50,832.50	7,30,712.50
Chemistry Lab	1,83,341.00	-	-	1,83,341.00	15%	1,83,117.60	34.00	-	1,83,151.60	223.40	189.40
Civil Engineering Lab	2,57,301.69	-	-	2,57,301.69	15%	2,53,756.64	532.00	-	2,54,288.64	3,545.05	3,013.05
Mechanical Lab	81,838.00	-	-	81,838.00	15%	80,430.65	211.00	-	80,641.65	1,407.35	1,196.35
Physics Lab	2,37,814.35	-	-	2,37,814.35	15%	2,37,065.35	112.00	-	2,37,177.35	749.00	637.00
Work Shop	4,53,705.00	-	-	4,53,705.00	15%	3,70,521.20	12,478.00	-	3,82,999.20	83,183.80	70,705.80



Handwritten signature in blue ink.



PUNE INSTITUTE OF COMPUTER TECHNOLOGY
SCHEDULES FOR THE YEAR ENDED 31ST MARCH 2023

Particulars	Gross Block at cost				Rate of Depreciation	Depreciation			NET BLOCK		
	As on	Additions	Deductions	Total as on		Upto	For the year	Transfer from deduction	Total Upto	As on	As on
	01-04-2022			31-03-2023		01-04-2022			31-03-2023	31-03-2022	31-03-2023
Equipment - Computer Dept.											
Computer Lab	1,91,57,665.60	14,97,375.00		2,06,55,040.60	15%	1,73,09,305.99	3,70,090.00		1,76,79,395.99	18,48,359.61	29,75,644.61
Me (Comp) Dept.	14,88,388.00	-		14,88,388.00	15%	14,66,888.35	3,225.00		14,70,113.35	21,499.65	18,274.65
Mobile (Comp. Lab)	10,000.00	-		10,000.00	15%	7,936.85	309.00		8,245.85	2,063.15	1,754.15
Equipment - E&TC Dept.											
Cad-Cam Lab Equipment	76,667.60	-		76,667.60	15%	76,661.10	1.00		76,662.10	6.50	5.50
Communication Lab	4,15,738.00	-		4,15,738.00	15%	4,15,343.45	59.00		4,15,402.45	394.55	335.55
Electronics Lab	19,01,063.65	-		19,01,063.65	15%	19,01,047.55	2.00		19,01,049.55	16.10	14.10
E & T C - Equipments	2,92,83,661.70	4,75,695.00		2,97,59,356.70	15%	2,68,83,908.76	3,90,731.00		2,72,74,639.76	23,99,752.94	24,84,716.94
Instrumentation	8,74,121.05	-		8,74,121.05	15%	8,74,068.80	8.00		8,74,076.80	52.25	44.25
Me - (E & Tc) Dept.	7,25,194.00	-		7,25,194.00	15%	6,91,128.65	5,110.00		6,96,238.65	34,065.35	28,955.35
Microprocessor Lab	1,34,729.00	-		1,34,729.00	15%	1,34,717.00	2.00		1,34,719.00	12.00	10.00
Equipment - I.T. Dept.											
I. T. Department	1,78,39,631.00	16,41,050.00		1,94,80,681.00	15%	1,13,95,217.10	10,57,667.00		1,24,52,884.10	64,44,413.90	70,27,796.90
Me - It Dept.	15,99,153.00	-		15,99,153.00	15%	15,91,617.34	1,130.00		15,92,747.34	7,535.66	6,405.66
Equipment - Accounts, Admin & Other											
Accounts Equipment	1,60,780.00	28,500.00		1,89,280.00	15%	65,753.55	17,817.00		83,570.55	95,026.45	1,05,709.45
A.C. Plant & Machines	1,56,004.00	-		1,56,004.00	15%	1,47,220.45	1,318.00		1,48,538.45	8,783.55	7,465.55
Audio Video Conferencing System	2,78,598.00	-		2,78,598.00	15%	1,07,503.70	25,664.00		1,33,167.70	1,71,094.30	1,45,430.30
Card Swip Machine	8,000.00	-		8,000.00	15%	5,838.00	324.00		6,162.00	2,162.00	1,838.00
Electric Fans	36,750.56	-		36,750.56	15%	36,155.76	89.00		36,244.76	594.80	505.80
EPABX System	3,45,800.00	-		3,45,800.00	15%	3,45,638.45	24.00		3,45,662.45	161.55	137.55
Mobile (A/c Dept) - 7262936309	5,379.00	-		5,379.00	15%	3,528.80	278.00		3,806.80	1,850.20	1,572.20
Mobile (Purchase Dept)-9763759843	29,000.00	-		29,000.00	15%	-	4,350.00		4,350.00	29,000.00	24,650.00
Office Equipment	14,10,548.00	32,450.00		14,42,998.00	15%	10,50,816.75	55,988.00		11,06,804.75	3,59,731.25	3,36,193.25
Other Equipments (Common)	21,69,666.00	-		21,69,666.00	15%	13,89,945.05	1,16,958.00		15,06,903.05	7,79,720.95	6,62,762.95
Sanitary Vending Machine	96,433.00	-		96,433.00	15%	65,469.00	4,645.00		70,114.00	30,964.00	26,319.00
Telephone Equipment (I Pad)	14,016.00	-		14,016.00	15%	13,520.05	74.00		13,594.05	495.95	421.95
Telephone Equip. Mobile-9923446356 (Principal)	39,340.00	-		39,340.00	15%	33,736.60	841.00		34,577.60	5,603.40	4,762.40
Vending Machine (Tea & Coffee)	39,416.00	-		39,416.00	15%	32,343.40	1,061.00		33,404.40	7,072.60	6,011.60
Video Conferencing System	22,48,703.00	-		22,48,703.00	15%	18,60,791.35	58,187.00		19,18,978.35	3,87,911.65	3,29,724.65
Water - Heater	5,390.00	-		5,390.00	15%	5,324.75	10.00		5,334.75	65.25	55.25
Xerox Machine	4,08,900.00	-		4,08,900.00	15%	2,25,221.50	27,552.00		2,52,773.50	1,83,678.50	1,56,126.50
Equipment - Common											
Anti Covid 19 System	38,378.00	-		38,378.00	15%	6,165.00	4,832.00		10,997.00	32,213.00	27,381.00
Attendance System- Face Recognition	70,000.00	-		70,000.00	15%	17,919.50	7,812.00		25,731.50	52,080.50	44,268.50
Camera Set-Up (Studio)	59,050.00	-		59,050.00	15%	46,430.35	1,893.00		48,323.35	12,619.65	10,726.65
CC TV Systems	13,79,852.00	-		13,79,852.00	15%	9,67,336.79	61,877.00		10,29,213.79	4,12,515.21	3,50,638.21
Equipments -Training & Placement	64,889.80	-		64,889.80	15%	64,876.95	2.00		64,878.95	12.85	10.85
Fire Fighting System	2,46,044.00	-		2,46,044.00	15%	2,01,684.65	6,654.00		2,08,338.65	44,359.35	37,705.35
Fire Hydrant System	5,07,130.00	-		5,07,130.00	15%	4,98,411.40	1,308.00		4,99,719.40	8,718.60	7,410.60
Generator Set	19,70,778.60	-		19,70,778.60	15%	19,52,824.15	2,693.00		19,55,517.15	17,954.45	15,261.45
Over Head Projector	9,52,010.00	-		9,52,010.00	15%	6,15,512.50	50,475.00		6,65,987.50	3,36,497.50	2,86,022.50
P. A. System	60,250.00	-		60,250.00	15%	59,649.70	90.00		59,739.70	600.30	510.30
T. V. Set	2,79,808.00	-		2,79,808.00	15%	2,63,105.55	2,505.00		2,65,610.55	16,702.45	14,197.45
U. P. S.	39,26,003.00	-		39,26,003.00	15%	33,74,121.65	82,782.00		34,56,903.65	5,51,881.35	4,69,099.35
Washing Machine	26,490.00	-		26,490.00	15%	26,170.85	48.00		26,218.85	319.15	271.15
Water Cooler	2,49,663.00	-		2,49,663.00	15%	2,18,031.90	4,745.00		2,22,776.90	31,631.10	26,886.10
Water Purifier	36,800.00	-		36,800.00	15%	31,005.40	869.00		31,874.40	5,794.60	4,925.60
Equipment - Common Facility	14,30,527.00	1,65,320.00		15,95,847.00	15%	35,763.00	2,23,346.00		2,59,109.00	13,94,764.00	13,36,738.00
Equipment - Medical equipment											
Equipment-Medical Equipment	1,27,776.00	-		1,27,776.00	15%	13,462.00	17,147.00		30,609.00	1,14,314.00	97,167.00



Handwritten signature in blue ink.



PUNE INSTITUTE OF COMPUTER TECHNOLOGY
SCHEDULES FOR THE YEAR ENDED 31ST MARCH 2023

Particulars	Gross Block at cost				Rate of Depreciation	Depreciation			NET BLOCK		
	As on	Additions	Deductions	Total as on		Upto	For the year	Transfer from deduction	Total Upto	As on	As on
	01-04-2022			31-03-2023		01-04-2022			31-03-2023	31-03-2022	31-03-2023
Equipment - Cultural Activity	-	-	-	-							
Equipment - Cultural Activity	11,31,818.00	51,999.00	-	11,83,817.00	15%	9,32,177.10	36,446.00	-	9,68,623.10	1,99,640.90	2,15,193.90
Equipment - Library	-	-	-	-							
Equipment - Library	2,59,387.00	12,390.00	-	2,71,777.00	15%	2,31,735.05	5,822.00	-	2,37,557.05	27,651.95	34,219.95
Equipment - Network	-	-	-	-							
Internet Lab Equipments	69,016.00	-	-	69,016.00	15%	68,868.15	22.00	-	68,890.15	147.85	125.85
Network Systems	57,11,478.00	-	-	57,11,478.00	15%	54,24,305.25	43,076.00	-	54,67,381.25	2,87,172.75	2,44,096.75
Equipment - R & D	-	-	-	-							
Comp. Research Centre - Equipment	4,83,000.00	-	-	4,83,000.00	15%	4,64,965.90	2,705.00	-	4,67,670.90	18,034.10	15,329.10
E & Tc Research Centre- Equipment	2,41,500.00	-	-	2,41,500.00	15%	2,32,482.45	1,353.00	-	2,33,835.45	9,017.55	7,664.55
R & D Lab Equipments	44,92,173.54	33,86,895.00	-	78,79,068.54	15%	26,85,001.54	4,82,757.00	-	31,67,758.54	18,07,172.00	47,11,310.00
Equipment - Sports	-	-	-	-							
Equipment Sports	1,46,589.00	-	-	1,46,589.00	15%	85,246.05	9,201.00	-	94,447.05	61,342.95	52,141.95
Gymnasium Equipment	6,28,380.00	-	-	6,28,380.00	15%	6,08,272.30	3,016.00	-	6,11,288.30	20,107.70	17,091.70
Recivable From SPPU - Sports QIP	1,27,086.00	-	-	1,27,086.00	15%	41,004.88	12,912.00	-	53,916.88	86,081.13	73,169.13
Furniture & Fixtures	-	-	-	-							
Furniture Training Block	4,06,84,099.76	44,13,446.00	-	4,50,97,545.76	10%	2,98,49,515.79	13,25,734.00	-	3,11,75,249.79	1,08,34,583.97	1,39,22,295.97
TOTAL	25,67,02,678.49	1,35,45,559.99	6,712.00	27,02,41,526.48		19,29,41,112.76	84,15,275.00	-	20,13,56,387.76	6,37,61,565.73	6,88,85,138.72
Previous Year	25,47,23,005.16	20,58,073.00	78,399.67	25,67,02,678.49		18,43,14,658.81	86,26,454.00	-	19,29,41,112.76	7,04,08,346.35	6,37,61,565.73




Handwritten signatures in blue ink.



**PUNE INSTITUTE OF COMPUTER TECHNOLOGY
SCHEDULES FOR THE YEAR ENDED 31ST MARCH 2023**

<u>SCHEDULE - 3</u>		31st Mar. 2023
<u>CURRENT ASSETS, LOANS & ADVANCES</u>		Amount Rs.
A] CURRENT ASSETS		
1 Income Receivable		
Receivables for Students		13,42,55,441.00
		13,42,55,441.00
2 Cash & Bank Balances		
a) Cash-in-hand		-
b) With Scheduled Banks		
i) In Current Accounts (Including cheques in hand)		
Bank of India		3,44,592.08
Bank of Maharashtra		25,942.30
Janata Sahakari Bank		3,06,594.79
State Bank of Bikaner & Jaipur		2,714.00
State Bank of India		46,338.03
HDFC Bank		284.00
ii) In Fixed Deposit Accounts		
a. <u>Purpose / Scholarship Fixed Deposit</u>		
Bank of Maharashtra - Purpose FD		26,23,652.52
Bank of India - Purpose FD		22,400.00
Janata Sahakari Bank - Scholarship FD		1,00,000.00
		34,72,517.72
3 Other Current Assets		
Prepaid Expenses		14,03,974.12
Prepaid Insurance		37,857.00
Advance to creditors		8,95,000.00
Society for Education Training & Research		15,00,000.00
Other Receivables		3,04,680.00
		41,41,511.12
Sub-Total (A)		14,18,69,469.84
B] LOANS & ADVANCES		
Unsecured, considered good, recoverable in cash or in kind for value to be received		
1 Deposits		
Deposit -Back Wages (High Court)		4,84,025.00
Other Security Deposits		1,77,277.00
		6,61,302.00
Sub-Total (B)		6,61,302.00
		14,25,30,771.84



[Handwritten signature]

**PUNE INSTITUTE OF COMPUTER TECHNOLOGY
SCHEDULES FOR THE YEAR ENDED 31ST MARCH 2023**



<p><u>SCHEDULE - 4</u> <u>SALARIES & BENEFITS TO EMPLOYEES</u></p> <p>1 Salaries to Teaching Staff 2 Salaries to Non Teaching Staff 3 Gratuity Expenses 4 Employer's Contribution to Provident Funds 5 Staff Welfare Expenses 6 Admin Charges & EDLI Charges 7 Salary Supporting Staff</p>	<p align="right">31st Mar. 2023 Amount Rs.</p> <p align="right">20,01,47,224.00 3,26,06,096.00 2,56,29,941.00 52,48,967.00 8,80,332.00 4,44,669.00 1,67,058.00</p> <hr/> <p align="right">26,51,24,287.00</p>
<p><u>SCHEDULE - 5</u> <u>HONARARIUM/ FEES TO VISITING FACULTIES</u></p> <p>1 Honararium 2 Fees to Visiting Faculties</p>	<p align="right">31st Mar. 2023 Amount Rs.</p> <p align="right">1,54,000.00 31,154.00</p> <hr/> <p align="right">1,85,154.00</p>
<p><u>SCHEDULE - 6</u> <u>ADMINISTRATIVE & GENERAL EXPENSES</u></p> <p>1) Administrative Expenses</p> <p>a Advertisement Expenses b Communication Expenses c Electricity Charges d Internet Charges e Legal & Professional Expenses f Library Expenses g Printing & Stationary h Processing Fees - Admissions & F.R.A. i Rent j Repairs & Maintenance k Security & Housekeeping Charges l Staff Selection Expenses m Other Administrative Expenses</p> <p>2) Student Related Expenses</p> <p>a Convocation Exps b Alumni Expenses c Automobile Club (E- Kart) d Exam Expenses e Pro-rata Expenses paid to University f Placement Activities g Practical Expenses- Industrial Visit h Project Expenses - Students i Sports Expenses j Student's Award k Software Lab Expenses l Students Cultural Activity m Students Training Programme n Student Welfare o Welcome Address FE</p>	<p align="right">31st Mar. 2023 Amount Rs.</p> <p align="right">3,85,224.00 94,903.00 44,43,901.00 20,71,263.00 10,39,682.00 6,85,069.75 5,28,751.00 28,82,496.80 6,12,000.00 61,59,310.00 1,19,37,934.00 58,500.00 17,47,323.62</p> <p align="right">5,290.00 96,421.00 1,91,141.00 4,44,206.00 11,91,587.00 84,183.00 70,653.00 5,74,125.00 2,68,493.00 13,000.00 7,40,314.00 5,42,365.00 1,36,500.00 1,48,319.00 3,55,795.00</p> <hr/> <p align="right">3,75,08,750.17</p>



[Handwritten signature]

**PUNE INSTITUTE OF COMPUTER TECHNOLOGY
SCHEDULES FOR THE YEAR ENDED 31ST MARCH 2023**

<u>SCHEDULE - 7</u> <u>TRAVELLING & CONVEYANCE</u> 1 Local Conveyance	31st Mar. 2023 Amount Rs. 3,92,076.00 3,92,076.00
<u>SCHEDULE - 8</u> <u>EXPENSES RELATED TO PROPERTY</u> 1 Property Insurance 2 PMC Tax	31st Mar. 2023 Amount Rs. 1,01,131.00 29,36,298.00 30,37,429.00
<u>SCHEDULE - 9</u> <u>REIMBURSEMENT OF EXPENSES</u> 1 Event- AMCAT Test Fees- Reim 2 Event- Chat GPT- Collection 3 Event- Course Fees- Data Science Python-Collection 4 Event- CPP Course- Collection 5 Event- Data Science Course- Collection 6 Event- Decode Rush 2.0 (IEEE) - Collection 7 Event- DSOOP - Collection 8 Event- EDC Cell - Collection 9 Event- FSWD-22-23 - Collection 10 Event- IEEE (Credenz) - Reim 11 Event- Paricharcha Inter College- Collection 12 Event - PICT-ACM Account- Reim 13 Event- PICT - CSI A/C - Reim 14 Event- PICT Magazine Pictorial- Collection 15 Event- PICT MUN - Collection 16 Event- Workshop on Theater - Collection LESS: EXPENSES INCURRED 1 Event- AMCAT Test Fees- Reim 2 Event- Chat GPT- Expenses 3 Event- CPP Course - Expenses 4 Event- Data Science Course- Expenses 5 Event-Decode Rush 2.0 (IEEE)- Expenses 6 Event - EDC Cell Expenses 7 Event - FSWD-22-23 - Expenses 8 Event- IEEE (Credenz) - Expenses 9 Event- NSS - Expneses 10 Event - PICT-ACM Account- Expenses 11 Event- PICT - CSI A/C - Expenses 12 Event -PICT Magazine Pictorial- Expenses 13 Event- PICT MUN - Expenses 14 Event - Workshop On Theater- Expenses 15 Common - Seminar & Workshop Expenses 16 Common - Canteen Guest Expenses 17 Common - Administrative Expenses	31st Mar. 2023 Amount Rs. 21,17,330.00 8,000.00 5,200.00 43,601.00 45,600.00 2,600.00 23,000.00 47,000.00 1,38,000.00 4,97,032.25 7,701.00 3,73,947.26 5,20,800.86 1,19,156.00 1,30,500.00 21,200.00 41,00,668.37 13,79,032.00 7,500.00 42,000.00 39,660.00 839.00 16,145.00 38,784.99 2,92,454.00 1,10,845.00 2,22,609.00 3,92,598.00 1,33,917.00 1,78,822.00 23,600.00 3,94,036.00 1,45,968.00 6,81,858.38 41,00,668.37 Net -




(Handwritten signature)


PUNE INSTITUTE OF COMPUTER TECHNOLOGY

INCOME AND EXPENDITURE ACCOUNT FOR THE YEAR ENDED 31 ST MARCH 2022

EXPENDITURE	SCH	Rupees 2021-22	INCOME	SCH	Rupees 2021-22
Salaries & Benefits to employees	4	23,84,61,371.00	Engineering College Fees		
Honorarium / Fees to Visiting Faculties	5	1,91,500.00	- Tuition Fees		28,74,58,284.00
Audit Fees		1,77,000.00	- Development Fees		3,66,44,378.00
Administrative & General Expenses	6	2,42,12,337.50	- Other Fees		40,45,235.00
Travelling & Conveyance	7	2,77,043.00	Micellaneous Income		
Expenses Related to Property	8	25,93,742.00	Other Income		59,30,523.24
Depreciation	2	86,26,454.00	Interest		
Financial Charges		22,62,341.87	- On Bank Fixed Deposits		1,19,78,975.00
Development Fee		1,50,00,000.00	- On Saving Accounts		5,22,108.00
Infrastructure Charges to SCTR		2,50,00,000.00			
Sub Total		31,68,01,789.37			34,65,79,503.24
Gross Surplus /(Deficit) for the year		2,97,77,713.87			
Less: Transfer to earmarked fund		1,00,00,000.00			
Surplus/(Deficit) Carried over to Balance Sheet		1,97,77,713.87			
Total		34,65,79,503.24	Total	TOTAL	34,65,79,503.24
					0.00

For Pune Institute of Computer Technology


R. S. Kothavale
Trustee

S. M. Sirsikar
TrusteeAs per our report attached
For HMA & Associates
Chartered Accountants
FRN - 100537W

CA. Anand D. Joshi
Partner
M. No. 113805Date: 22nd September 2022
Place: PuneDate: 22nd September 2022
Place: PuneDate: 22nd September 2022
Place: Pune

SOCIETY FOR COMPUTER TECHNOLOGY & RESEARCH'S
PUNE INSTITUTE OF COMPUTER TECHNOLOGY

AUDITED BALANCE SHEET AS AT 31 ST MARCH 2022

LIABILITIES	SCH.	Rupees 2021-22	ASSETS	SCH.	Rupees 2021-22
OTHER FUND			FIXED ASSETS		
Earmarked fund		1,00,00,000.00	Gross Block	2	25,67,02,678.49
			Less : Depreciation		19,29,41,112.76
			Capital WIP		-
CURRENT LIABILITIES AND PROVISIONS	1				6,37,61,565.73
Payable to Creditors		93,58,467.37			
Deposits & Funds		1,48,875.00	CURRENT ASSETS, LOANS AND ADVANCES	3	
Grants Received		22,36,961.00	Income receivable		13,74,58,013.38
Duties & Taxes		1,06,590.00	Cash and Bank Balances		18,06,24,987.47
Provisions		7,31,82,053.00	Other Current Assets		33,37,014.25
			Loans and Advances		5,86,302.00
INCOME & EXPENDITURE ACCOUNT			INTER-BRANCH BALANCES		
Balance as per Last Balance Sheet		28,63,90,155.66	SCTR		1,54,32,933.07
Add (Less) : Surplus (Deficit) as per Income and Expenditure Account		1,97,77,713.87			
Closing Balance		30,61,67,869.53			
Total		40,12,00,815.90	Total		40,12,00,815.90
					0.00

The above Balance Sheet to the best of our knowledge and belief contains a true account of the funds & liabilities and of the property and assets of the trust.
For Pune Institute of Computer Technology


As per our report on even date
For HMA & Associates
Chartered Accountants
FRN - 100537W


R. S. Kothavale
 Trustee




S. M. Sirsikar
 Trustee




CA Anand D. Joshi
 Partner
 M. No. 113805

Date: 22nd September 2022
 Place: Pune

Date: 22nd September 2022
 Place: Pune

Date: 22nd September 2022
 Place: Pune

**PUNE INSTITUTE OF COMPUTER TECHNOLOGY
SCHEDULES FOR THE YEAR ENDED 31ST MARCH 2022**

<u>SCHEDULE - 1</u>		31st Mar. 2022
<u>CURRENT LIABILITIES & PROVISIONS</u>		Amount Rs.
A) CURRENT LIABILITIES		
1 Payable to Creditors		
Other Creditors		80,46,912.25
Payable for College Events		13,11,555.12
		93,58,467.37
2 Deposits & Funds		
Prize Funds		
Chordia Prize Fund		7,000.00
I.E.T. Prize Fund (Jal Khara Prize)		1,00,000.00
Security Deposits		41,875.00
		1,48,875.00
3 Grants Received		22,36,961.00
4 Duties & Taxes		
Tax Deducted at Source		58,190.00
Provident Fund Contribution		
Profession Tax		48,400.00
		1,06,590.00
	Sub-Total (A)	1,18,50,893.37
B) PROVISIONS		
Provision for Expenses		44,882.00
Provison for Exam Expenses		15,10,721.00
Provision for Gratuity		7,16,10,515.00
Provision for Salaries		15,935.00
	Sub-Total (B)	7,31,82,053.00
		8,50,32,946.37




[Handwritten signature]




PUNE INSTITUTE OF COMPUTER TECHNOLOGY
SCHEDULES FOR THE YEAR ENDED 31ST MARCH 2022

SCHEDULE - 2 FIXED ASSETS											
Particulars	Gross Block at cost				Rate of Depreciation	Depreciation				NET BLOCK	
	As on	Additions	Deductions	Total as on		Upto	Transfer from deduction	Total Upto	As on	As on	
	01-04-2021			31-03-2022		01-04-2021		For the year	31-03-2022	31-03-2021	31-03-2022
Building											
Building - FE Bldg. (F & F1 Block)	3,24,47,617.00	-	-	3,24,47,617.00	10%	1,15,01,812.80	20,94,580.00	-	1,35,96,392.80	2,09,45,804.20	1,88,51,224.20
Buldg. - E & TC 3rd & 4th Floor	2,03,54,429.50	-	-	2,03,54,429.50	10%	1,48,80,304.40	5,47,413.00	-	1,54,27,717.40	54,74,125.10	49,26,712.10
Buldg. - Library - 1st & 2nd Floor	67,11,644.00	-	-	67,11,644.00	10%	49,19,060.60	1,79,258.00	-	50,98,318.60	17,92,583.40	16,13,325.40
Buldg. - Library - 3rd & 4th Floor	60,47,465.50	-	-	60,47,465.50	10%	41,39,333.40	1,90,813.00	-	43,30,146.40	19,08,132.10	17,17,319.10
Electrical Installation	87,25,033.00	-	-	87,25,033.00	10%	51,28,933.00	3,59,610.00	-	54,88,543.00	35,96,100.00	32,36,490.00
Elevator (Lift) - Comp Wing	10,35,166.00	-	-	10,35,166.00	10%	5,82,945.70	45,222.00	-	6,28,167.70	4,52,220.30	4,06,998.30
Elevator (Lift) - E & TC Wing	16,02,561.00	-	-	16,02,561.00	10%	9,26,763.80	67,580.00	-	9,94,343.80	6,75,797.20	6,08,217.20
Elevator (Lift) FE Bldg.	12,03,401.00	-	-	12,03,401.00	10%	4,92,804.90	17,060.00	-	5,63,864.90	7,10,596.10	6,39,536.10
Liabrary Set Up - Civil Work	28,80,574.90	-	-	28,80,574.90	10%	27,56,451.80	12,412.00	-	27,68,863.80	1,24,123.10	1,11,711.10
Rain Water Harvesting System	93,431.00	-	-	93,431.00	10%	72,160.90	2,127.00	-	74,287.90	21,270.10	19,143.10
Solarsystem (QIP)	2,71,104.00	-	-	2,71,104.00	10%	2,71,104.00	-	-	2,71,104.00	-	-
Vermiculture Unit	37,312.00	-	-	37,312.00	10%	17,932.50	1,938.00	-	19,870.50	19,379.50	17,441.50
Water Tank	4,18,393.00	-	-	4,18,393.00	10%	1,73,290.20	24,510.00	-	1,97,800.20	2,45,102.80	2,20,592.80
Vehicles											
Car - Maruti CIAZ	18,93,114.00	-	-	18,93,114.00	15%	10,63,630.25	1,24,423.00	-	11,88,053.25	8,29,483.75	7,05,060.75
Books											
Books	95,20,136.88	83,230.00	-	96,03,366.88	40%	91,73,984.33	1,53,979.00	-	93,27,963.33	3,46,152.55	2,75,403.55
Books - ME	5,20,875.00	-	-	5,20,875.00	40%	4,84,193.60	14,673.00	-	4,98,866.60	36,681.40	22,008.40
PICT - Book Bank Scheme	5,618.00	-	-	5,618.00	40%	2,809.33	1,123.00	-	3,932.33	2,808.67	1,685.67
Computer & Software											
Compu Lab - NVIDIA CARD	5,000.00	-	-	5,000.00	100%	5,000.00	-	-	5,000.00	-	-
Computers- Common	4,71,377.00	-	-	4,71,377.00	40%	3,42,967.80	51,364.00	-	3,94,331.80	1,28,409.20	77,045.20
Software - E&TC Dept.	29,24,545.00	-	-	29,24,545.00	40%	25,78,646.60	1,38,359.00	-	27,17,005.60	3,45,898.40	2,07,539.40
Software Lab	66,80,790.43	-	-	66,80,790.43	40%	59,50,215.83	2,92,230.00	-	62,42,445.83	7,30,574.60	4,38,344.60
Software- ME (E&TC)	3,40,000.00	-	-	3,40,000.00	40%	3,24,333.00	6,267.00	-	3,30,600.00	15,667.00	9,400.00
Software - R & D	1,12,100.00	-	-	1,12,100.00	40%	96,765.20	6,134.00	-	1,02,899.20	15,334.80	9,200.80
Receivable From SPPU- Computer (QIP)	1,40,000.00	-	78,399.67	61,600.33	40%	61,600.33	-	-	61,600.33	78,399.67	-
Equipments											
Equipment - Applied Science Dept.											
Electrical Dept.	11,73,210.00	-	-	11,73,210.00	15%	11,71,824.55	208.00	-	11,72,032.55	1,385.45	1,177.45
Applied Machines Lab-	81,461.80	-	-	81,461.80	15%	81,427.85	5.00	-	81,432.85	33.95	28.95
Applied Science Dept.	34,28,775.25	-	-	34,28,775.25	15%	30,16,030.75	61,912.00	-	30,77,942.75	4,12,744.50	3,50,832.50
Chemistry Lab	1,83,341.00	-	-	1,83,341.00	15%	1,83,077.60	40.00	-	1,83,117.60	263.40	223.40
Civil Engineering Lab	2,57,301.69	-	-	2,57,301.69	15%	2,53,130.64	626.00	-	2,53,756.64	4,171.05	3,545.05
Mechanical Lab	81,838.00	-	-	81,838.00	15%	80,182.65	248.00	-	80,430.65	1,655.35	1,407.35
Physics Lab	2,37,814.35	-	-	2,37,814.35	15%	2,36,933.35	132.00	-	2,37,065.35	881.00	749.00
Work Shop	4,53,705.00	-	-	4,53,705.00	15%	3,55,842.20	14,679.00	-	3,70,521.20	97,862.80	83,183.80




Handwritten signature in blue ink.



PUNE INSTITUTE OF COMPUTER TECHNOLOGY
SCHEDULES FOR THE YEAR ENDED 31ST MARCH 2022

Particulars	Gross Block at cost				Rate of Depreciation	Depreciation			NET BLOCK		
	As on	Additions	Deductions	Total as on		Upto	For the year	Transfer from deduction	Total Upto	As on	As on
	01-04-2021			31-03-2022		01-04-2021			31-03-2022	31-03-2021	31-03-2022
Equipment - Computer Dept.											
Computer Lab	1,91,57,665.60	-	-	1,91,57,665.60	15%	1,69,83,124.99	3,26,181.00	-	1,73,09,305.99	21,74,540.61	18,48,359.61
Me (Comp) Dept.	14,88,388.00	-	-	14,88,388.00	15%	14,63,094.35	3,794.00	-	14,66,888.35	25,293.65	21,499.65
Mobile (Comp. Lab)	10,000.00	-	-	10,000.00	15%	7,572.85	364.00	-	7,936.85	2,427.15	2,063.15
Equipment - E&TC Dept.											
Cad-Cam Lab Equipment	76,667.60	-	-	76,667.60	15%	76,660.10	1.00	-	76,661.10	7.50	6.50
Communication Lab	4,15,738.00	-	-	4,15,738.00	15%	4,15,273.45	70.00	-	4,15,343.45	464.55	394.55
Electronics Lab	19,01,063.65	-	-	19,01,063.65	15%	19,01,044.55	3.00	-	19,01,047.55	19.10	16.10
E & T. C - Equipments	2,92,83,661.70	-	-	2,92,83,661.70	15%	2,64,60,422.76	4,23,486.00	-	2,68,83,908.76	28,23,238.94	23,99,752.94
Instrumentation	8,74,121.05	-	-	8,74,121.05	15%	8,74,059.80	9.00	-	8,74,068.80	61.25	52.25
Me - (E & Tc) Dept.	7,25,194.00	-	-	7,25,194.00	15%	6,85,116.65	6,012.00	-	6,91,128.65	40,077.35	34,065.35
Microprocessor Lab	1,34,729.00	-	-	1,34,729.00	15%	1,34,715.00	2.00	-	1,34,717.00	14.00	12.00
Equipment - I.T. Dept.											
I. T. Department	1,78,39,631.00	-	-	1,78,39,631.00	15%	1,02,57,968.10	11,37,249.00	-	1,13,95,217.10	75,81,662.90	64,44,413.90
Me - It Dept.	15,99,153.00	-	-	15,99,153.00	15%	15,90,287.34	1,330.00	-	15,91,617.34	8,865.66	7,535.66
Equipment - Accounts, Admin & Other											
Accounts Equipment	81,720.00	79,060.00	-	1,60,780.00	15%	60,610.55	5,143.00	-	65,753.55	21,109.45	95,026.45
A.C. Plant & Machines	1,56,004.00	-	-	1,56,004.00	15%	1,45,670.45	1,550.00	-	1,47,220.45	10,333.55	8,783.55
Audio Video Conferencing System	2,78,598.00	-	-	2,78,598.00	15%	77,310.70	30,193.00	-	1,07,503.70	2,01,287.30	1,71,094.30
Card Swip Machine	8,000.00	-	-	8,000.00	15%	5,457.00	381.00	-	5,838.00	2,543.00	2,162.00
Electric Fans	36,750.56	-	-	36,750.56	15%	36,050.76	105.00	-	36,155.76	699.80	594.80
EPABX System	3,45,800.00	-	-	3,45,800.00	15%	3,45,610.45	28.00	-	3,45,638.45	189.55	161.55
Mobile (A/c Dept) - 7262936309	5,379.00	-	-	5,379.00	15%	3,202.80	326.00	-	3,528.80	2,176.20	1,850.20
Mobile (Purchase Dept)-9763759843	-	29,000.00	-	29,000.00	15%	-	-	-	-	-	29,000.00
Office Equipment	12,08,768.00	2,01,780.00	-	14,10,548.00	15%	10,17,007.75	33,809.00	-	10,50,816.75	1,91,760.25	3,59,731.25
Other Equipments (Common)	20,62,966.00	1,06,700.00	-	21,69,666.00	15%	12,71,177.05	1,18,768.00	-	13,89,945.05	7,91,788.95	7,79,720.95
Sanitary Vending Machine	96,433.00	-	-	96,433.00	15%	60,005.00	5,464.00	-	65,469.00	36,428.00	30,964.00
Telephone Equipment (I Pad)	14,016.00	-	-	14,016.00	15%	13,433.05	87.00	-	13,520.05	582.95	495.95
Telephone Equip. Mobile-9923446356 (Principal)	39,340.00	-	-	39,340.00	15%	32,747.60	989.00	-	33,736.60	6,592.40	5,603.40
Vending Machine (Tea & Coffee)	39,416.00	-	-	39,416.00	15%	31,095.40	1,248.00	-	32,343.40	8,320.60	7,072.60
Video Conferencing System	22,48,703.00	-	-	22,48,703.00	15%	17,92,336.35	68,455.00	-	18,60,791.35	4,56,366.65	3,87,911.65
Water - Heater	5,390.00	-	-	5,390.00	15%	5,313.75	11.00	-	5,324.75	76.25	65.25
Xerox Machine	4,08,900.00	-	-	4,08,900.00	15%	1,92,807.50	32,414.00	-	2,25,221.50	2,16,092.50	1,83,678.50




(Handwritten signature)




PUNE INSTITUTE OF COMPUTER TECHNOLOGY
SCHEDULES FOR THE YEAR ENDED 31ST MARCH 2022

Particulars	Gross Block at cost				Rate of Depreciation	Depreciation				NET BLOCK	
	As on	Additions	Deductions	Total as on		Upto	For the year	Transfer from deduction	Total Upto	As on	As on
	01-04-2021			31-03-2022		01-04-2021			31-03-2022	31-03-2021	31-03-2022
Equipment - Common	-			-							
Anti Covid 19 System	38,378.00	-	-	38,378.00	15%	480.00	5,685.00		6,165.00	37,898.00	32,213.00
Attendance System- Face Recognition	70,000.00	-	-	70,000.00	15%	8,728.50	9,191.00		17,919.50	61,271.50	52,080.50
Camera Set-Up (Studio)	59,050.00	-	-	59,050.00	15%	44,203.35	2,227.00		46,430.35	14,846.65	12,619.65
CC TV Systems	13,79,852.00	-	-	13,79,852.00	15%	8,94,539.79	72,797.00		9,67,336.79	4,85,312.21	4,12,515.21
Equipments -Training & Placement	64,889.80	-	-	64,889.80	15%	64,874.95	2.00		64,876.95	14.85	12.85
Fire Fighting System	2,46,044.00	-	-	2,46,044.00	15%	1,93,856.65	7,828.00		2,01,684.65	52,187.35	44,359.35
Fire Hydrant System	5,07,130.00	-	-	5,07,130.00	15%	4,96,873.40	1,538.00		4,98,411.40	10,256.60	8,718.60
Generator Set	19,70,778.60	-	-	19,70,778.60	15%	19,49,655.15	3,169.00		19,52,824.15	21,123.45	17,954.45
Over Head Projector	9,52,010.00	-	-	9,52,010.00	15%	5,56,130.50	59,382.00		6,15,512.50	3,95,879.50	3,36,497.50
P. A. System	60,250.00	-	-	60,250.00	15%	59,543.70	106.00		59,649.70	706.30	600.30
T. V. Set	2,79,808.00	-	-	2,79,808.00	15%	2,60,158.55	2,947.00		2,63,105.55	19,649.45	16,702.45
U. P. S.	39,26,003.00	-	-	39,26,003.00	15%	32,76,730.65	97,391.00		33,74,121.65	6,49,272.35	5,51,881.35
Washing Machine	26,490.00	-	-	26,490.00	15%	26,114.85	56.00		26,170.85	375.15	319.15
Water Cooler	2,49,663.00	-	-	2,49,663.00	15%	2,12,449.90	5,582.00		2,18,031.90	37,213.10	31,631.10
Water Purifier	36,800.00	-	-	36,800.00	15%	29,982.40	1,023.00		31,005.40	6,817.60	5,794.60
Equipment - Common Facility	-	14,30,527.00	-	14,30,527.00	15%	-	35,763.00		35,763.00	-	13,94,764.00
Equipment-Medical Equipment	-	1,27,776.00	-	1,27,776.00	15%	-	13,462.00		13,462.00	-	1,14,314.00
Equipment - Cultural Activity	-			-							
Equipment - Cultural Activity	11,31,818.00	-	-	11,31,818.00	15%	8,96,946.10	35,231.00		9,32,177.10	2,34,871.90	1,99,640.90
Equipment - Library	-			-							
Equipment - Library	2,59,387.00	-	-	2,59,387.00	15%	2,26,855.05	4,880.00		2,31,735.05	32,531.95	27,651.95
Equipment - Network											
Internet Lab Equipments	69,016.00	-	-	69,016.00	15%	68,842.15	26.00		68,868.15	173.85	147.85
Network Systems	57,11,478.00	-	-	57,11,478.00	15%	53,73,628.25	50,677.00		54,24,305.25	3,37,849.75	2,87,172.75
Equipment - R & D	-			-							
Comp. Research Centre.- Equipment	4,83,000.00	-	-	4,83,000.00	15%	4,61,782.90	3,183.00		4,64,965.90	21,217.10	18,034.10
E &Tc Research Centre- Equipment	2,41,500.00	-	-	2,41,500.00	15%	2,30,891.45	1,591.00		2,32,482.45	10,608.55	9,017.55
R & D Lab Equipments	44,92,173.54	-	-	44,92,173.54	15%	23,66,088.54	3,18,913.00		26,85,001.54	21,26,085.00	18,07,172.00
Equipment - Sports	-			-							
Equipment Sports	1,46,589.00	-	-	1,46,589.00	15%	74,421.05	10,825.00		85,246.05	72,167.95	61,342.95
Gymnasium Equipment	6,28,380.00	-	-	6,28,380.00	15%	6,04,724.30	3,548.00		6,08,272.30	23,655.70	20,107.70
Recivable From SPPU - Sports QIP	1,27,086.00	-	-	1,27,086.00	15%	25,813.88	15,191.00		41,004.88	1,01,272.13	86,081.13
Furniture & Fixtures	-			-							
Furniture Training Block	4,06,84,099.76	-	-	4,06,84,099.76	10%	2,86,45,672.84	12,03,843.00		2,98,49,515.79	1,20,38,426.92	1,08,34,583.97
TOTAL	25,47,23,005.16	20,58,073.00	78,399.67	25,67,02,678.49		18,43,14,658.81	86,26,454.00		19,29,41,112.76	7,04,08,346.35	6,37,61,565.73




Handwritten signature in blue ink.



**PUNE INSTITUTE OF COMPUTER TECHNOLOGY
SCHEDULES FOR THE YEAR ENDED 31ST MARCH 2022**

SCHEDULE - 3		31st Mar. 2022
CURRENT ASSETS, LOANS & ADVANCES		Amount Rs.
A] CURRENT ASSETS		
1 Income Receivable		
Receivables for Students		13,74,58,013.38
Receivables for I & C		-
		13,74,58,013.38
2 Cash & Bank Balances		
a) Cash-in-hand		14,242.00
b) With Scheduled Banks		
i) In Current Accounts (Including cheques in hand)		
Bank of India		1,96,17,233.29
Bank of Maharashtra		14,54,323.30
ICICI Bank		7,673.05
Janata Sahakari Bank		20,23,967.69
State Bank of Bikaner & Jaipur		2,642.00
State Bank of India		46,667.03
ii) In CC Account		
Janata Sahakari Bank		33,04,498.29
iii) In Fixed Deposit Accounts		
a. <u>Open Fixed Deposit</u>		
Janata Sahakari Bank		15,00,00,000.00
b. <u>Purpose / Scholarship Fixed Deposit</u>		
Bank of Maharashtra - Purpose FD		40,31,340.82
Bank of India - Purpose FD		22,400.00
Janata Sahakari Bank - Scholarship FD		1,00,000.00
		18,06,24,987.47
3 Other Current Assets		
Prepaid Expenses		18,14,490.25
Prepaid Insurance		45,885.00
Other Receivables		14,76,639.00
		33,37,014.25
	Sub-Total (A)	32,14,20,015.10
B] LOANS & ADVANCES		
Unsecured, considered good, recoverable in cash or in kind for value to be received		
1 Deposits		
Deposit -Back Wages (High Court)		4,84,025.00
Other Security Deposits		1,02,277.00
		5,86,302.00
	Sub-Total (B)	5,86,302.00
		32,20,06,317.10




[Handwritten signature]



**PUNE INSTITUTE OF COMPUTER TECHNOLOGY
SCHEDULES FOR THE YEAR ENDED 31ST MARCH 2022**

<p><u>SCHEDULE - 4</u> <u>SALARIES & BENEFITS TO EMPLOYEES</u></p> <p>1 Salaries to Teaching Staff 2 Salaries to Non Teaching Staff 3 Gratuity Expenses 4 Employer's Contribution to Provident Funds 5 Staff Welfare Expenses</p>	<p align="right">31st Mar. 2022 Amount Rs.</p> <p align="right">17,51,40,084.00 3,09,14,088.00 2,41,55,523.00 55,10,343.00 27,41,333.00</p> <hr/> <p align="right">23,84,61,371.00</p>
<p><u>SCHEDULE - 5</u> <u>HONARARIUM/ FEES TO VISITING FACULTIES</u></p> <p>1 Honararium 2 Fees to Visiting Faculties</p>	<p align="right">31st Mar. 2022 Amount Rs.</p> <p align="right">88,000.00 1,03,500.00</p> <hr/> <p align="right">1,91,500.00</p>
<p><u>SCHEDULE - 6</u> <u>ADMINISTRATIVE & GENERAL EXPENSES</u></p> <p>1) Administrative Expenses</p> <p>a Advertisement Expenses b Communication Expenses c Electricity Charges d Internet Charges e Legal & Professional Expenses f Library Expenses g Printing & Stationary h Processing Fees - Admission Reg. Authority/F.R.A. i Rent j Repairs & Maintenance k Security & Housekeeping Charges l Seminar & Workshop Expenses m Staff Selection Expenses n Other Administrative Expenses</p> <p>2) Student Related Expenses</p> <p>a Alumni Expenses b Exam Expenses c Placement Activities d Practical Expenses- Industrial Visit e Project Exps. - Students f Sports Exps A/c g Student's Award h Software Lab Expenses i Students Cultural Activity j Affiliation Fee</p>	<p align="right">31st Mar. 2022 Amount Rs.</p> <p align="right">4,44,371.00 77,954.00 16,75,313.00 10,12,408.00 4,97,746.00 7,65,915.92 4,42,968.00 10,64,987.00 4,42,500.00 78,98,876.00 70,35,705.00 67,125.00 47,600.00 15,66,251.58</p> <p align="right">94,400.00 13,979.00 3,955.00 1,35,452.00 93,285.00 3,09,289.00 18,000.00 2,16,500.00 24,157.00 2,63,600.00</p> <hr/> <p align="right">2,42,12,337.50</p>
<p><u>SCHEDULE - 7</u> <u>TRAVELLING & CONVEYANCE</u></p> <p>1 Travelling expenses 2 Local Conveyance</p>	<p align="right">31st Mar. 2022 Amount Rs.</p> <p align="right">39,773.00 2,37,270.00</p> <hr/> <p align="right">2,77,043.00</p>



[Handwritten Signature]



PUNE INSTITUTE OF COMPUTER TECHNOLOGY
SCHEDULES FOR THE YEAR ENDED 31ST MARCH 2022

<u>SCHEDULE - 8</u> <u>EXPENSES RELATED TO PROPERTY</u>	31st Mar. 2022 Amount Rs.
1 Property Insurance	1,12,174.00
2 PMC Tax	24,81,568.00
	25,93,742.00



[Handwritten signature]

